



PACIFIC NORTHWEST ENDURANCE RIDES, INC.



Family News

NO. 43

PUBLISHED MONTHLY

MARCH 2005

Welcome New PNER Members!!

Olin Balch of Pullman, WA
Sherri Belden of Talent, OR
Cynthia Brown of Eagle, ID
Julie Campbell of Ashland, OR
Ronald Carter of Notus, ID
Amanda Carter of Notus, ID
Vernadean Dean of Glenwood, WA
Patricia Frahm of Notus, ID
Catherine Golding of Olympia, WA
Mary Grimsrud of Sandy, OR
Rebecca Harper of Courtenay, BC
Leah Henningsen of West Linn, OR
Gail Hought of McMinville, CA
Joseph Hyatt of Beaverton, OR
Jon Irwin of Green Acres, WA
Candace Kahn of Jacksonville, OR
Simrat Khalsa of Eugene, OR
Judy Lindsey of Eagle Creek, OR
Tanya Menks of Yakima, WA

Max Merlich of Sandy, OR
Donna Noble of Wenatchee, WA
Sally Perry of Molalla, OR
Jeanne Pfaff of Olympia, WA
Suzy Rack of Estacada, OR
Shelia Radich of Astoria, OR
Sharon Robnett of North Plains, OR
Susan Smith of Canby, OR
Kelly Steele of Hillsboro, OR
Alaena Strehlow of Mukilteo, WA
Pat Super of Ashland, OR
Jennifer Turin of Olympia, WA
Linda Turner of Oregon City, OR
Fred Voglmaier of Maple-Ridge, BC
Christine Voglmaier of Maple-Ridge, BC
Natalie Watson of Portland, OR
Bonnie White of Creswell, OR
Eva Yellowhair of Union, OR
Jan Zitoof Plummer, OR

**New to Endurance? Check out the webpage on AERC:
www.endurance.net/newbie**

**(List of Mentors in your area, Advice for Newbies,
Frequently Asked Questions and MORE!)**

HOME ON THE RANGE

75/50/25/ Plus Trail Ride

April 2, 2005

Directions:

From Oregon: I-84 EAST take the I-82 WEST exit towards HERMISTON/UMATILLA, **EXIT #179**, then I-82 WEST to the US-395 NORTH/KENNEWICK(I-182) exit towards PASCO, **EXIT #113** (Note: after exit, stay in center lane until you cross cable bridge, then merge to the right after bridge.) continue on US-395 NORTH, I-182/US-12/US-395 EAST exit towards SPOKANE/WALLA WALLA (Note: this exit is the one following the Court Street exit) merge on I-182 EAST take the 14A/14B/US-395 NORTH/WA-397 SOUTH exit towards SPOKANE Continue on US-395 NORTH to Mesa SR 17 N, then north to 7 SE (Hwy 262) turn left towards Potholes Reservoir (one mile North of Warden exit). Watch for ribbons.

From Moses Lake: I-90 take **EXIT 179** south SR17 towards Warden - Othello to M SE turn right, go to the end of the road, turn left on 7 SE (Hwy 262), then the turn will be the next right about a half mile. Watch for ribbons.

CAMP (HAS MOVED): The camping area is a large flat desert with some rock. STATE FISH AND WILDLIFE SERVICE (WDFW) has changed where main camp is. Follow ribbons to camp. Camp will be located approximately 4 miles from highway turnoff. Please don't drive on sagebrush. THANK YOU! STATE FISH AND WILDLIFE SERVICE MAY ISSUES TICKETS IF RULES ARE NOT COMPLIED WITH.

RIDE MANAGERS: Gail Williams –Phone 509-865-3246 or E-mail: gailwilliams@nwinfo.net or
Lee Dowers – Phone 509-765-4948 or E-mail: lee_dowers@hotmail.com

DUE TO CIRCUMSTANCES BEYOND OUR CONTROL, W.D.F.W. has told us that a “VEHICLE USE PERMIT” will be needed for every vehicle. If you have a WA St Hunt or Fish license you probably already have one. They can be purchased at: You may purchase a Vehicle Use Permit online at fishhunt.dfw.wa.gov by telephone 1-866-246-9453, or from your local license dealer!

Thank You Convention Vendors 😊

Merial, Ltc - Gina Wood

Carousel Action Wear, Inc - Colleen Clark

Skito Enterprises - Tom Clark

Griffen's Tack - Henry Griffen

Hought Tack - Gail Hought

Allison Bruns Western Art

Patterson Treeless Saddles-

Sharon Patterson

Sundowner Trailers -Dean & MJ Jackson

4 Horse Power - Heather Gastelum

Mtn. Valley Enterprises - Eric & Linda Hovde

Akhal-Teke Association of America -

Cathy Leddy

Naturally Bare Hoof Care - Candace Kahn

Kanavy Saddles NW Sales - Karen Bish

Ride and Tie Association - Don Betts, President

Nu Designs & Images - Paul & Lucinda Cottam

Silverlite Trailers

Beverly Ryan

Equine Dentistry Service - Sarah Metcalf, DVM

Corrals to Go - Dave Selzer

Tim Hanson

Sagehill Arabians -

Heidi Smith & Paul Pederson

Heidi Larson, Artist

Hi Tack - Gil Crozes

From the President's Paddock...

It's always a struggle the few months before ride season starts, juggling my craziest season at work, with trying to ramp up the fitness level of both my horse AND myself. Inevitably, there are not enough hours in the day, and I have to choose between my top priorities. Can I still squeeze in a conditioning ride? Can I get up any earlier tomorrow? Does this sound familiar? I often wonder why I don't just put off the conditioning until later in the year when things calm down and there's actually enough daylight to ride after work.....and then it hits me. I NEED this. It pulls me away from what I THINK is important, and allows me a perspective that I don't get from anywhere else. It shifts the focus and helps manage the stress. That's one of the things that keeps bringing me back to this sport. It helps having that goal of conditioning FOR something. I need that "marker" out there to work towards. That's what gets me motivated. And speaking of that, there seems to be a lot of new goals to work towards these days.

Here's what's coming down the PNER pipeline: A New Member packet, including a designated "mentor" of sorts, some educational opportunities (e.g. AERC Sponsored Trail Masters Program), and the Members "Post Party". This is an opportunity for members to chat with the President & Vice President (and other Board Members) about current issues in an informal setting. Our first one will be at Home

on the Range Endurance Ride on April 2nd. We'll set aside about an hour Saturday evening (post-ride, probably around 5:00) to sit around the fire and welcome feedback. We'd like to know what you want to see from this organization.

If you have a question, we'll find you an answer. If you don't, just stop by and say hi. So, if you're at HOCR this year, be on the lookout for the "Twins" walking around camp in some crazy headgear (no, not helmets). That's your signal that it's "Post" time. So come on over to our camp. Heck, we'll even provide refreshments for this first one. EVERYONE is welcome. Hope to see you there.

Now, back to juggling.....
.....Julie Barnsfather

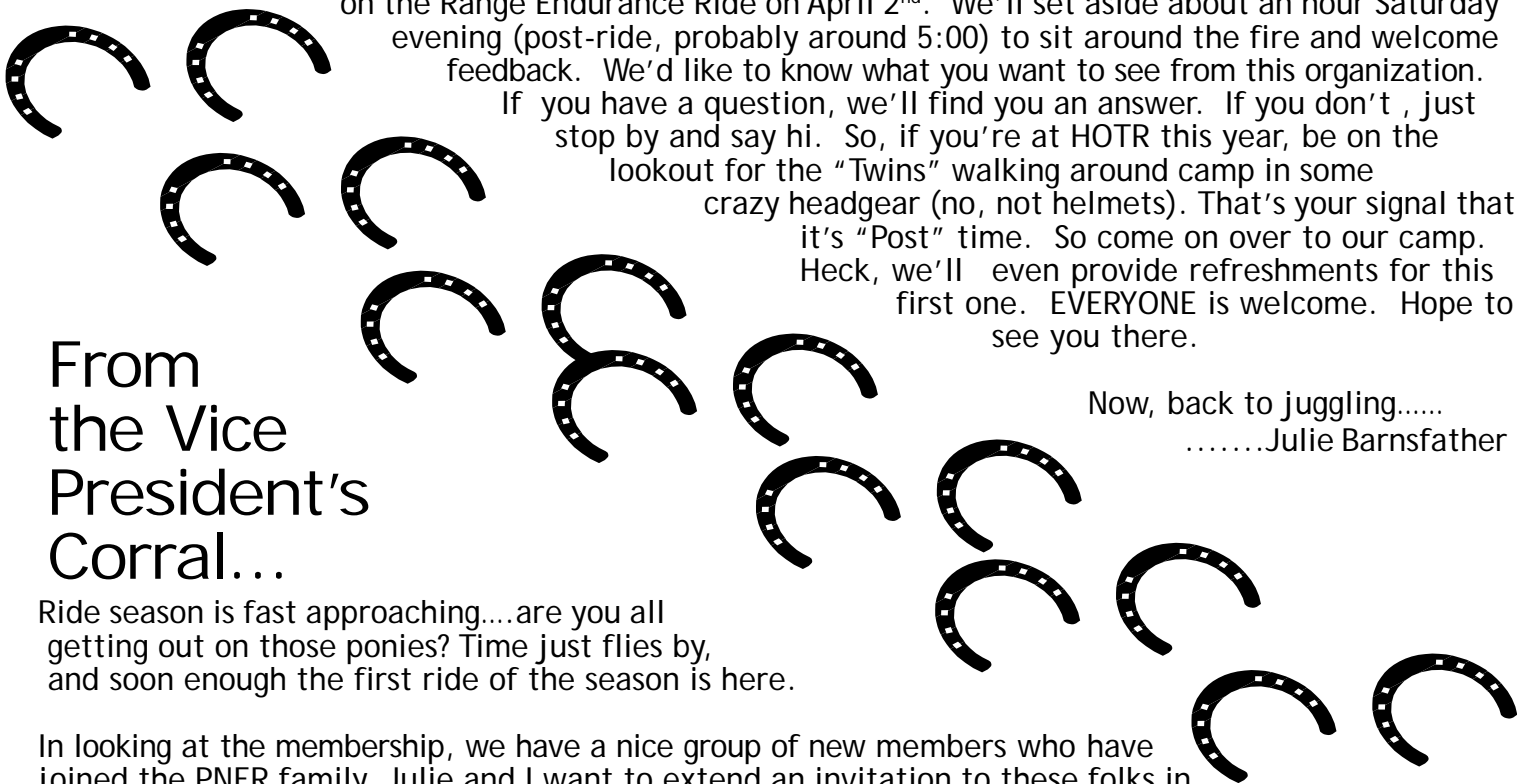
From the Vice President's Corral...

Ride season is fast approaching....are you all getting out on those ponies? Time just flies by, and soon enough the first ride of the season is here.

In looking at the membership, we have a nice group of new members who have joined the PNER family. Julie and I want to extend an invitation to these folks in particular to stop by the camper/motor home at the next ride and introduce yourselves. We're glad to have you with us on the trail! If you haven't been in the endurance sport in the past, don't be shy about asking for help or advice. We've all made our share of mistakes and we'd love to help you avoid them.

My very first ride in 1979 was a perfect example. I rode in my old English jumping saddle with a pair of tall English rubber boots, blue jeans, and no helmet. I rode like a bat out of ^%#\$\$&. I had no idea what a horse in trouble might look like, or how one might end up that way. Thanks to the miles and miles of trail riding we had covered, my horse was in great shape and we survived without incident. My rear end was sore, and the insides of my knees were raw from the jeans rubbing, and I had blisters from the boots, but I was totally hooked and looking for the next ride.

I hope all of who are planning your very first ride have as much fun as I did. It's a great sport. See you on the trail!.....Sandy Cheek





APRIL 16 - 2005 ENDURANCE RIDE 10-25-50-75

25 Mile Ride & Tie

LOCATION: Madras, Oregon.

FROM Hwy 97 going South--At the South end of Madras, Turn LEFT onto SE Hwy 26 (Madras Prineville Hwy)--Jst past 12 mi marker you will see AERC signs and ribbons, turn left to camp. **FROM Hwy 97 going North**, go 3 mi North of Redmond to Terrebonne, OR. At the light turn RIGHT on Smithrock Way, go approx. 6 mi. turn LEFT on Lonepine Hwy--go approx 6 mi to Hwy 26, turn left, go 1.5 mi, turn RIGHT at signs and ribbons.

TRAIL: 4 loops (21.5---18.9---15---10) Mostly dirt trail with some old track winding through scenic desert, rock bluffs and vistas offering panoramic Cascade Mt. views. Water at approx. every 3.8 mi. Terrain is moderate.

ALL HOLDS IN CAMP.

CAMP: Large desert flat--Horse water provided. Dogs must be tied or on leash at all times!!! Spread hay and manure.

VET IN: Friday about 4:00 PM. **Head Vet: Gene Nance.** Leslie Gill and Jen Stelkaukas.

SATURDAY--Rogers Famous Hamburgers (Free to Entries) \$3.00 Non Entries

ENTRY: 10 mi \$35.00 -- 25 mi \$55.00 -- 50 mi \$75--75 mi \$85.00 -- NON AERC MEMBERS ADD \$10.00 --- JUNIORS 1/2 --- Ride Managers 1/2--- **MEMBERS MUST SHOW CURRENT AERC MEMBERSHIP CARD.**

AWARDS: Sunday morning approx 8:00am Completion---top 10---Jr, Sr BC more.

VOLUNTEERS ARE THE BACKBONE OF OUR SPORT.

Please if you can help, contact Sara. We need pulsers, timers, vet helpers, etc.

Sara Miller
PO Box 796
Redmond, OR 97756
Cell 541-419-8838

Linda Tribby
PO Box 1999
Redmond, OR 97756
ltribby@bendnet.com

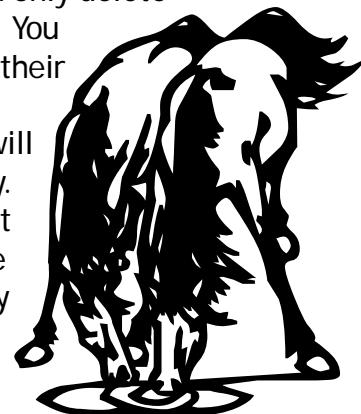
Endurance Teams

Have you ever wanted to be on a PNER endurance team? Want to start your own team? Its fun and a great way to meet people. We have teams with great names. Last years teams were (listed with 2004 points):

Bad Girls	5448.50	Pirate Nation Endurance Riders	825.00
Trailriders	5048.20	Northern Lytes	715.00
Rogue Riders	4981.50	Hot2Trot	652.50
Mega Milers	3427.00	Tumbleweeds	635.00
The Eh Team	2655.00	Sunchasers	450.00
The ComedyClubbers	2616.75	Dust Devils	189.00
Outlaws	2544.00	The Yee Ha Sisterhood	165.00
Dust Devil Extreme Team	1636.25	Sheriff's Posse	90.00
Happy Hoofers	1632.00	Lacamas Trail Riders	77.50
Boobs on Hooves	870.00		

Here are the rules and procedures:

A team is comprised of 15 paid PNER members maximum, to be submitted to the points secretary littleleo@foxinternet.com by the Team Captain **prior to the first ride that you wish to count for points**. The team list can only be updated from June 1-7, and then you can only delete those members who have not yet completed a ride in the current ride season. You may add a new team member for each inactive member that you delete, but their points prior to June 1 cannot be counted towards the team; only those points obtained after June 1 may be counted for updated team members. Team list will be published in the July newsletter, lists to be supplied by the Points Secretary. Team points are based on overall placings (juniors not separate) A team must have at least three completers in the same distance of any PNER ride. If more than three finish, the top three overall placings will count for team points. Any horse allowed, team membership belongs to the rider.




Some notes about Teams from the Teams Points Person:

Team Captains may submit their team rosters any time prior to the first ride for which you wish to accrue team points. But, here are some things to make it easier for the ol' Keeper of Team Points:

1. Please make sure all your team members have paid their PNER dues prior to submitting your roster. Names on rosters that are unpaid will not be included.
 2. Please solidify your roster before you submit it. Changes to your roster before the first ride are allowed, but please try to avoid changing the roster several times before the first ride.
 3. Please include each team members' name (up to 15) and PNER number. If you don't have the PNER number, don't sweat it.
 4. Captains do NOT need to submit team results after each ride. My database does that for me. But DO monitor the PNER website and newsletter to make sure my team points are tracking with yours. Alert me to any discrepancies immediately, don't wait until the end of the season. My preferred method of communication is by email: littleleo@foxinternet.com, but I have regular mail, 3014 Victor Place, Everett, WA 98201, and phone as well (425) 258-8132. Teams are FUN, so send your rosters!! - Lori Walker, Secretary of All Points.
-

Gaited horses are becoming increasingly popular at endurance rides. Still in the minority, they are making a splash as nice, level headed horses with a very smooth ride. I interviewed three local Northwest endurance riders who own and campaign gaited breeds.

got gaits?



Sue Walz & Raven at Tevis

Finishing Tevis in an impressive 22nd place in 2004, Sue Walz of Eugene, Oregon had a nice ride on her Kentucky Mountain Saddle Horse, Odom's Raven. This was the 2nd completion of the Tevis for this impressive gaited horse. She has been competing with Raven since 2000. When looking for the ideal candidate to compete with, she tries to find a level head, good feet and the ability to pulse down quickly.

Amber Applegate of Jacksonville, Oregon breeds, rides and competes with serious aspirations of campaigning her gaited wonders to the top. "Endurance riding is a tough sport. It takes a tough, well conditioned horse and a very dedicated rider to compete at top levels. If you are not committed to it then it doesn't really matter what breed of horse you ride," she says. She recommends when looking for a gaited horse to compete with, you seek one


with long lean muscles, short back, big feet, large cannons, a focused and willing attitude and a competitive spirit.

Riding Paso Finos, Paul Latiolais enjoys his very smooth ride all day. After getting hooked on endurance he completed 9 LDs with 3 top tens and 2 BCs in 2003 with his horse Pete. He advises people to ride a lot of different breeds of gaited horses. Their gaits are all a little different.

"I have never had any problems on the trail with my funny moving boys."

There are some challenges to riding gaited horses in this sport. Walz says there is a misunderstanding about the gaits and attitude of these horses. She is tired of hearing that her horse looks "fatigued" in the rear because of the shuffling gait!

For Applegate the hardest challenge for her is to get the Arab riders to take her seriously. "They still roll their eyes at those of us riding gaited horses." She rides Tennessee Walkers who were originally bred for endurance to carry the Plantation owners all day for many miles to check on their fields with a smooth, fast, gliding ride. She says that vets as well do not understand how a gaited horse moves and across the nation riders get pulled for lameness when in fact the horse is fine. She does add that the PNW vets are doing a great job now in assessing the gaited horses at rides!



Amber Applegate & D'Artagnon



Paul Latiolais & Pete

Latiolais says he does worry about tendons with his Paso Finos. "There is a lot of mythology out there doubting whether gaited horses have the long-term ability to do this sport. Research has not supported the claims that they can't. The number of footfalls for a gaited horse is the same as for a trotting horse, just in a different order."

Applegate recommends to anyone riding a gaited breed, "Have a good time. Don't shy away from the Arabian people. They are a great bunch and if you treat them with respect for the sport you will be treated with respect in kind. I have never had any problems on the trail with my funny moving boys. I always enjoy meeting new people and explaining what it is that I am riding. We are gaining respect each season and that makes my heart sing!"

-----Karla Watson



A Little off the Top!

Written by
Brenda Casebeer

Ride season's just around the corner, time for some more serious conditioning rides, but ugh, what a hassle afterwards with all that sticky, sweaty winter coat that takes forever to dry out and then leaves a crusty mess. There's some real advantages to taking some clippers to your wooly mammoth, especially before a endurance ride:

Heat dissipates as it's generated, so core temperature doesn't keep rising faster cooling with sponging, pulse drops faster coat dries quickly after exercise, so less chance for chilling less crud or matted hair in cinch area to cause cinch sores.

We endurance riders are lucky, no judge is going to critique our clipping prowess, and we can choose just how much hair to take off depending on whether we blanket or not, local temperatures, and how ridiculous we want our horses to look!

The easiest is a belly and neck clip. You clip a narrow strip of hair starting at the cinch area, chest, and up the bottom of the neck to the throatlatch. Trace clip can be low or high, depending on how much cooling effect you need. It helps to draw lines on your horse so the sides are even—use a livestock crayon, sidewalk chalk or masking tape.

"Endurance clip" is what I call my favorite hack job, basically clip from the armpit forward, entire shoulder, chest and neck up to behind the ears. Head is optional, but it does keep them from rubbing maniacally on you with an itchy head. I leave the ears and legs alone, they need the protection from mud, insects, overreaches and blackberries.

I love my Wahl Stable Pro clippers. They're under \$100, last a long time and cut smoothly. They're also adjustable, going from a #10 (body clipping)

to #15 (whiskers and show clipped ears) to #30 (very short, nearly bald). The huge Clipmasters are fast and powerful, but they're also very loud and heavy and can be scary to some horses—great if you have several to get done though.

Start with a clean, dry horse—your clipper blades will last much longer and you won't have the dreadful clipper tracks and hatch marks.

Wear a nylon coat or windbreaker, ski pants if you have them, hair will get everywhere! No chapstick either, unless you like the furry feel.






Clip against the grain of the hair, following the hair pattern. In loose skin areas such as the armpits, it helps to have someone stretch the leg forward so you don't cut into a wrinkle of skin.

Take your time, let the clippers glide through the hair, don't push them or you'll have funky tufts left over. Overlap your previous clip just a little bit (like mowing the lawn) so it stays even. Try and keep the clippers at the same angle and amount of

pressure for each area to have an even clip.

When you're done, if it's warm enough a bath is great to get all those loose leftover prickly hairs off of your horse, if it's too cold, brush thoroughly, and then scrub with a towel. If you took off a lot of hair, your horse will appreciate a blanket—especially at night until the temps warm up.

Now, let's go hit the trail!




Have You Been Thinking About Sponsoring A Junior?

by Sue Brown

Have you been thinking of sponsoring a junior? Perhaps after an announcement was made at the last ride meeting that someone was looking for a sponsor or a junior at your barn was expressing an interest in going to endurance rides, you started giving this some thought. Should you volunteer to be a sponsor, and if you do, what should you consider when taking on this responsibility? Perhaps your own child has been patiently (or impatiently) waiting to be big enough to accompany you on a ride. If you are sponsoring your child, have you found a suitable back-up should your horse get pulled? What are some important factors you should be considering?

First, let me say that not every rider is able or wants to be a sponsor...and no rider should feel bad if they are not at a time in their life or riding career where they can volunteer to help out in this way. Individual goals for each rider will mean that some will be in situations where their normal speed or their goals for top ten placing at rides, or top division standings, may not make them the best choice as a sponsor unless the junior is already riding at the same level. The potential sponsor also needs to be in the frame of mind to take on the responsibility. Sponsoring a junior may mean slowing down a bit or stopping for issues that crop up when you have an addition of another horse and human. There are some riders who may be going more slowly but may not be in the best situation that day to take on a less experienced junior at the last moment. The junior may have no problem keeping up, but the rider may be starting out a new, young, energized (perhaps a bit fractious) inexperienced horse or be inexperienced themselves. Older, more experienced juniors may actually be an asset in this situation so you

would have to evaluate each situation individually. There are no firm rules to follow so any combination of skill levels may work, as long as the goals for finishing are the same.



You are in the 'willing and able' category and have agreed to sponsor a junior. What do you need to consider before you depart with this young person and their horse?

An important factor to first consider is the ability of the junior rider. What is their level of riding education, particularly in endurance, and what is their actual riding experience? Have they only had a few riding lessons in the past and this their first endurance ride — or have they been riding since they were barely out of diapers? What are their physical limitations? Are they a big, strapping teenager or a tiny, frail looking nine year old? Do their parents describe them as part Energizer Bunny or mostly Couch Potato? The big, strapping teenager who is new to horses and the sport, despite their stamina, may require more attention on the sponsor's part than the tiny rider with a lot of horse and endurance experience. Does the junior have any personal issues such as allergies or the ability to eat only certain foods at a ride? Does the junior have any physical limitations?



What about the horse? Is he a "been there, done that a thousand times" horse, or a fairly recent addition to the endurance line-up? Does he have any past issues to keep in mind? Is he a picky eater, a social butterfly, or a head down, on with business, eating and drinking at every opportunity, kind of horse? Are there any lameness or metabolic problems in the past or any behavioral issues to consider? How has the horse done on other rides and who normally rides this horse? What does the horse like to eat at the vet checks?

If you have arrived at this point and everything looks pretty good, take a few minutes to talk to the junior and let them know what your normal routine consists of and what your plans are for the ride. Find out how much of the horse handling they are capable of and assure them that you will take very good care of them and their horse.

When juniors ride with us, they know they must do normal care of their horse themselves to the best of their ability and they are welcomed to ask for assistance where needed. They are expected to drink plenty of an electrolyte based drink, especially in the hot weather, and if they don't have to make a quick trip to the porta-potty when they arrive in camp, they aren't drinking enough liquid...and we will be keeping track! They need to eat what they can or drink a meal replacement drink to keep up their energy and help keep their blood sugar level stable. We will also have a wide variety of snack type items available such as fruit, yogurt, smoothies, SlimFast or Edge drinks, Accelerade orange drink, peanut

(Continued on Next Page)

(Continued from Last Page)

butter and jelly sandwiches, and cookies (yummy chocolate chip, peanut butter, or oatmeal raisin – and ginger snaps. The ginger snaps help soothe the upset, bounced around a bit too much, tummy.) And no whining! Once we leave the vet check area, they will be expected to make it to the next vet check.

Before departing, the sponsor should locate the feed and electrolytes for this horse and make sure there are arrangements to get the items to the vet checks as needed. The sponsor should also look over the junior's horse and tack, making sure everything looks ready to go. They need to check that the junior has an extra jacket and gloves if needed, has their helmet on, and has made a "pit stop" before leaving (easy things to forget in the pre-ride excitement) - and this needs to be done before leaving every vet check.

During the loops keep an eye how the young rider is doing...do they look cold or hungry, or do they look like they could use a break for a few minutes? While your own child would have no problem letting you know every little thing that is bothering them, someone else's child may be afraid to say anything. While you are walking the horses or when you've

stopped to let them graze, ask the junior if they need a jacket or a granola bar or something to drink. They may not volunteer the information so you will have to be direct with the questions. Also find out if they're doing okay with the pace that has been set and how they feel the horse is doing. Let them know that you will be asking all of these questions periodically even though they may be doing just fine. It's not that you think they can't handle themselves or the horse, it's just your way of making sure they are well taken care of and delivered to their parents at the end in good shape.

Looking back, I believe there have only been 2 or 3 rides where we have not had a junior with us, either as crew learning about the sport, or as a rider. The juniors who come with us are required to crew for two separate rides before they can ride and have practiced taking a horse through a vet check in the arena and out on the trails during a lesson, as well as having read our crewing manual beforehand. This is included as part of their horse education and when they ride their first ride, they know what to do. We have thoroughly enjoyed our times with the juniors and can't imagine not having their youthful enthusiasm and eagerness for knowledge around us at the rides. Give it a try and have great time!

Purple Passion 12/25/50/75 April 23, 2005

DIRECTIONS: From I-84, take the Eagle Road exit and go north to the town of Eagle (about 6 miles). Continue north on Eagle Road through Eagle. From the State Street/Eagle Road inter-section it is 6.2 miles to Aerie Lane. Eagle Road will become Willow Creek Road. At the end of the pavement, turn right through the double green gates onto Aerie Lane (private road). It is 2.1 miles to ride camp.

CAMP: Camp is in a large flat sagebrush area, with plenty of room for the big rigs. Horse water provided in camp and on trail, please bring people water. **NO LOOSE DOGS IN CAMP OR ON TRAIL. NO EXCEPTIONS!!!** No dogs in vet or office area. Dogs must be leashed or tied at all times. This is for YOUR safety! J

TRAIL: Similar to past years, mainly two-track roads and single-track trails, with some cross-country. Modest elevation gains. Not much rock. All vet checks in camp.

VETTING: Pre-ride vetting will start about 3 p.m. on Friday, April 22. Head vet is Sarah Metcalf, DVM.

START TIMES: Weather and cloud cover permitting, 75s start at 6 a.m., 50s start at 7 a.m., 25s start at 8 a.m. Pleasure trail riders may start any time after 9 a.m.

ENTRY FEES: 75 miles \$85, 50 miles \$70 and 25 miles \$50. Non-AERC members \$10 surcharge. Juniors half off. Trail ride \$15 (AERC surcharge does not apply).

AWARDS: Awards will be held Saturday evening about 6:30 p.m. Potluck before the awards. Unique purple awards for all distances, including the pleasure trail ride. Special award to the Best Dressed Purple Passion Rider!

RIDE MANAGER: Pam Haynes (208) 887-2068 E-Mail: purplepassionmanager@yahoo.com (We will accept preregistration this year). **WEB SITE:** <http://www.home.att.net/~switdr/purple.html>

THINGS ONE SHOULD NEVER SAY TO A BLACKSMITH

- 🧨 If you will just give each of the dogs a piece of hoof, they will get out from under the horse & quit fighting.
- 🧨 As much as you charge, I should get used to that truck, too.
- 🧨 If you get that done in 30 min, you'll be making \$160... an hour.
- 🧨 My last farrier couldn't finish, so he gave me your name & number.
- 🧨 You don't mind if I feed the other horses, do you?
- 🧨 Are you sure you have them on the correct foot?
- 🧨 If he didn't kick like that, I'd trim him myself.
- 🧨 Would you mind trimming my new BLM mustang?
- 🧨 Can we shoe him in the arena? If he rears in the barn, he hits his head.
- 🧨 I forgot you were coming; I just turned all the horses out.
- 🧨 Can you make it after 6, or on Sunday- I have to work.
- 🧨 I just cannot believe he bit you.
- 🧨 I read all about the "Natural Way" on the Internet & you're supposed to...
- 🧨 Did that hurt?
- 🧨 I know he's difficult to shoe, but he is SO good on the trail.
- 🧨 It doesn't look like he's leaning from here.
- 🧨 Can you shoe him so he doesn't paw?
- 🧨 Most times when he kicks, he misses!
- 🧨 Just do the hinds; I'll do the fronts.
- 🧨 I left the checkbook in the car & it's not here- can you bill me?
- 🧨 I'm sure glad you don't mind working on muddy feet.
- 🧨 Does it mean my horse has some kind of deficiency when he chews the paint off your truck like that?
- 🧨 This horse does forge, interferes & sometimes hits his knees... we need to keep the price down on this bill.
- 🧨 I got these shoes at a rummage sale. Could you use them instead & save me some money?
- 🧨 Oops! Wrong horse.
- 🧨 I know I said just a trim, but can you shoe him as well?
- 🧨 My weanling colt needs a trim & I figured you could halter break him at the same time.
- 🧨 I've got a new horse whose feet are in pretty bad shape. The previous owners said their farrier couldn't work on him.
- 🧨 I know it's been a long day for you, that's why I saved the worst for last.
- 🧨 If my other farrier's ribs weren't broken, he'd be able to get shoes on this horse.
- 🧨 It's a good thing you're working slow today, or he'd have had shoes on when he kicked your truck.
- 🧨 I don't understand why the shoes won't stay on; I just had them done 12 weeks ago.

Reprinted by Permission from Mary Ann Spencer



Junior Page



Interview by Amanda Watson

Tiffany Sampson has been a junior rider in the Northwest since 2000. She has 1205 endurance miles with 37 completions including three 75 milers in 2004. At the end of 2004, she was the #1 Junior Mileage rider, 2nd in Overall Junior Points and 2nd placing Junior in Oregon. This year Tiffany will be riding as a Senior! I asked her a few questions for the newsletter.

What advice would you give another junior who was looking to get into 50s who has only done LDs?

The only real advice I could give to someone moving up to 50s is to make sure you have plenty of food and water and that you take things easy on the first one. It is not much harder on the person but it is more tiring for the horse. Just go out and have fun but don't push too hard and too fast on the first couple of rides until your horse knows what is coming because in most cases it's twice as many miles.

Which would you consider your favorite ride and why?

Though I like most rides I would have to say that my favorite ride is Klickitat Trek because the ride managers are great, the trails are fun and the footing is great. I also like the awards given!! You can never have too many sweatshirts.

In your opinion, what would be a good ride for somebody's first 100? Why?

Well, I think that if someone is looking for an easy ride to do for the first hundred--though I have not done one yet--I would have to say Oregon 100 because it is such a flat ride. However, the trails all look the same so if you are looking for a more eventful ride, try Bandit Springs because it is a little more diverse and is still a rather easy-going ride. Both of those rides are later in the season and give time to build into a hundred miler.

What would be a good ride for a juniors' first ride ever? Why?

I would say for a first ride to try Grizzley Mountain. The ride has always been great for me, I have never had bad weather, the trails are well marked and the ride management is great..especially for juniors. For a first ride it is a great one!!



Please help contribute to YOUR Junior Page. We are asking for you submit "Your Favorite Ride and Why" to Amanda Watson (karlawatson@verizon.net) or mail to newsletter editor, 5320 SE Circle Ave., Portland, OR 97236. Please let me know if you would like to be interviewed for future newsletters. Also any PHOTOGRAPHS or horsey DRAWINGS you would like to contribute.



Reminders:

✓ **THIS IS YOUR LAST ISSUE** if you have not renewed your 2005 PNER dues!! Please renew ASAP so we can continue to deliver to you!! Please fill out the back page of this newsletter and mail in your dues.

✓ **JUNIORS** Please help contribute to YOUR Junior Page. We are asking for you submit "Your Favorite Ride and why?" to Amanda Watson (karlawatson@verizon.net) or mail to newsletter editor (see last page) for the April Issue. Also any PHOTOGRAPHS or horsey DRAWINGS you have to add would be great.

✓ **LOST AND FOUND** -- There are some items from the convention in my motor home. I will bring them to HOTR, and any other rides I go to. There's a couple of jackets. IF you left something behind at the convention, let me know and i'll try and work it out to get it to you.

CYA RUMP RUGS

"Protect Your Precious
Equine Partners Assets"



Victoria White
(541) 726-9778
vwhiteor@earthlink.net

Eligibility Declaration Form

Mail to: Lori Walker, PNER Points Secretary. 3014 Victor Pl., Everett, WA 98201.
Must be postmarked on or before Aug. 1st 2005. To determine eligibility, refer to handbook.

Novice: Senior or Junior (circle one)

I, _____ have not entered any endurance or limited distance ride prior to the current ride season.

Rookie: Senior or Junior (for rides less than 50 miles)

Neither myself, _____ nor my horse, _____ have completed more than 100 miles of endurance and/or limited distance prior to the current ride season.

Horse of the Future (For rides 50+ miles)

I, _____ has never started in any endurance or limited distance ride prior to the current ride season. Owner: _____

Sophomore Horse (For rides 50+ miles)

My horse, _____ is in his/her second year of endurance/limited distance competition. This horse's first year of competition was _____ Owner: _____

Stallion: _____ Owner: _____

Husband/Wife: _____ & _____

Family: List all family members to be counted: Adults: _____ Children: _____



2005



RIDE CALENDER

Millican Miles_March 26_____CANCELLED

Home On The Range_April 2_25/50/75_Othello, WA
Mgr: Gail D. Williams. 509-865-3246 (gailwilliams@nwinform.net)
Vet: Sarah Metcalf

Grizzly Mountain_April 16_25/50/75_Madras, OR
Mgr:Linda L. Tribby (ltribby@bendnet.com) Sara Miller 541-475-9364. Vet:Gene Nance

Purple Passion_April 23_25/50/75_Eagle, ID
Mgr: Pam Haynes. (purplepassionmanager@yahoo.com)
Vet: Sarah Metcalf.

Kilpoola Kaper Pioneer I, II, III_Apr 30-May 2
Apr 30 & May 2--30/50_May 1--30/55
Osoyoos, British Columbia
Mgr: Don Boscher 250-497-8504 (tboscher@telus.net)
Vet: Gene Nance.

Owyhee 100_May 7_30/60/80/100_Oreana, ID
Mgr: John A. Teeter 208-834-2788 (johnat@endurance.net).
Vet Sarah Metcalf.

Prineville_May 14_25/50/75_Crooked River Grasslands, OR
Mgr: Cole Still 541-447-5515. Vet Michael A. Foss

Klickitat Trek_May 21_25/50/75_Glenwood, Wa
Mgr: Marilyn Milestone (montanarosebay@yahoo.com)
Vet Michael A. Foss

Nicola Valley Railway Pioneer_May 21-23_CANCELLED

Sonora Classic_May 22_25/50/75_Summerland, BC
Mgr: Don Boscher 250-497-8504. Vet James W. Kerr

Mt. Adams_June 4_25/50/75_Trout Lake WA
Mgr: Chris Nielsen 509-395-2204. Vet Michael A. Foss

Capitol Climb_Jun 18_30/50_Capitol Forest, WA
Mgr: Andrea Hurn 253-405-8659. Vet Michael Vanzwol

Idaho Spuds_Jun 25_30/50_Idaho City, ID
Mgr: Cindy Bradley 208-392-4430. Vet Gene Nance

Sunriver Endurance Ride_Jun 25_30/50/100_Bend OR
Mgr: Ona Lawrence 503-866-1407. Vet Thomas R. Timmons

Pacific Crest_Jul 2_30/50_Ashland OR
Mgr: Terry Canavello Roselle 541-862-8019. Vet: TBA

Ride Over The Rainbow_Jul 2_30/50/100_Merritt, B.C.
Mgr: Barbara Holmes-Balmer 250-768-8206. Vet James E. Bryant

Jocko Valley Endurance Challenge_Jul 9_25/50_Arlee, MT
Mgr: Jennifer Knoetgen 406-726-3082. Vet Sarah Metcalf

Renegade Rendezvous_Jul 9_25/50/75_Old Nile Sawmill, WA
Mgr:Gail D. Williams 509-865-3246. Vet Michael Vanzwol

Bandit Springs_Jul 16_30/50/75/100
Ochoco National Forest, OR
Mgr: Linda L. Tribby 541-475-6199. Vet Gene Nance

Gallagher Grit I-III_Aug 6-8_Kelowna, BC
Aug 6 & 8--30/50_Aug 7--30/55
Mgr: Pam (250) 765-0441/Linda (250) 763-9381. Vet TBA

Santiam Cascade_Aug 13_30/50/80_Santiam Pass, OR
Mgr: Mary Nunn 503-829-5321. Vet Michael A. Foss

Weiser River Rail Trail_Aug 20_30/50_Council, ID
Mgr: Pam Haynes (purplepassionmanager@yahoo.com). Vet Olin Balch

Desert Oasis FEI 100_Aug 27_100_Oreana, Idaho
Mgr: John A. Teeter 208-834-2788. Vet Michael A. Foss

Headwaters of the Rogue_Aug 27_25/50_Prospect OR
Mgr: Tom Jones 541-664-0978. Vet Thomas R. Timmons

NW Labor Day_Sep 3-4_Mt. Vernon WA
Sep 3/25/50/100_Sep 4/25/50
Mgr: Joe Abreu 360 435-0255. Vet Jerry Washburn

Owyhee High Country Pioneer_Sep 3-5
Sep 3 & 5/30/50_Sep 4/30/55_Oreana, ID
Mgr: Stephanie Teeter (steph@endurance.net). Vet Sarah Metcalf

Oregon Dunes_Sep 10_25/50_Florence, OR
Mgr: Tony Truffer 541-485-7106. Vet TBA

PacNorth Fundraiser (aka Oregon 100)_Sep 17
25/50/75/100_near Bend, OR
Mgr: Gordon Westergard 541-582-8846. Vet Thomas R. Timmons

Old Selam_Sep 17_30/50_Centerville, ID
Mgr: Cini Baumhoff. Vet Olin Balch

Westbank Rocker_Sep 17_50_Westbank, B.C.
Mgr: Grant F. Balmer 250-768-8206. Vet Jennifer E. Strelkaskas

Owyhee Canyonlands Pioneer_Oct 4-8_Oreana, ID
Oct 4-5/50_Oct 6-8/30/50
Mgr: Stephanie Teeter 208 834 2788. Vet Sarah Metcalf

Foothills of the Cascades_Oct 15_25/55_Molalla, OR
Mgr: Mary Nunn 503-829-5321. Vet Scot Lubbers

Dust Devil_Oct 29_30/60/75_Bend, OR
Mgr: Suzy Zurcher. Vet Michael A. Foss

classifieds

AD RATES: Buy 2 months, get 3rd for FREE!
Send ads via email to editor at (karlawatson@verizon.net)
Checks made out to PNER
Or mail hard copy to: Karla Watson, 5320 SE
Circle Ave., Portland, OR 97236.
CLASSIFIED: \$5/month for 30 words.
\$1 additional for each 10 more words.
DISPLAY ADS: \$10 for business card size, \$18 1/4
page, \$30 1/2 page, \$50 full page.
DEADLINE IS 20th of the month prior to publications.

EQUINE DENTISTRY SERVICE

Routine and Restorative Dental Care for Horses
Washington/Idaho/Oregon

Practice Limited to Equine Dentistry

Sarah Metcalf DVM cell 509-330-0978
1335 Schneider Rd. 208-875-2312
Potlatch, Id. 83855 smetcalf@moscow.com

www.EquineDentistryService.com

**Performance horses*Pleasure horses*Horses in training*
*Miniatures*Older horses**


**PERFORMANCE
EQUINE DENTISTRY**
INC. P.S.
ADVANCED VETERINARY DENTAL CARE
RICHARD L. VETTER, DVM

360-245-3476
vetent@centurytel.net

360-508-0083
www.perfequinedentistry.com

FOR SALE:

'94 Dodge Cummins Diesel, 1 ton, dual tires, AC,
54K, \$19,500.

'94 S&S, 8½' Camper, ext cab, queen bed, AC,
bath, shower, + outside shower, \$7000.

'96 Circle J, 3 horse slant Trailer, custom made,
large tack room, water tank, 16" wheels, made for
offroad, +much more. \$5700.

All 3 in mint condition. All prices FIRM. For info:
Mary or Brian 425-485-9879. Snohomish, WA.

Looking for a Special Endurance Sire?

BRR COUNT LOU

100% CMK Stallion



Stud Fee: \$850 Purebreds/Partbreds (\$200 booking fee included)
Shipped Semen (shipping fees not included) • Live cover (by arrangement)

Dawna Bynum-Boyd – 18600 NE Williamson Road,
Newberg, Oregon
(503) 538-9155 or (503) 710-8382
email: Endurzrider@yahoo.com

BRR COUNT LOU (aka Saber) • AHR# 52535
Throws big correct foals with extraordinary
dispositions.

By the nearly straight
Crabbet stallion
BL INDIAN COUNT (linebred
to the great motion sire
RISSALIX). Out of BRR AURA
LOU, a full sister to the
successful endurance horse
AUR MONARCH, and by the
noted sire of race and
endurance horses AURLANI
FARWA.

BRR COUNT LOU is closely
related to
both the
1999 and
2000 Tevis
cup winners
BRR AURBER
LIGHTS and
BENJIH+/
though his
grandsire
AURLANI
FARWA.



Pacific Northwest Endurance Rides, Inc.

2005 Board of Directors & Appointed Positions

(*Denotes Board Member)

President

Julie Barnfather*

(425) 868-8684 rocknb-ranch@comcast.net

Vice-President

Sandy Cheek*

(509)246-2038. 2cheeks@vib.tv

Secretary

Joyce Kellenberger

(360)435-0255. kelhie2@aol.com

Treasurer

Karen Leiman

(503)632-0838. ndrnce@yahoo.com

Past-President

Sue Nance*

(541)923-0954. snance2002@yahoo.com

Appointed Positions:

Newsletter

Karla Watson

(503) 666-9066. karlawatson@verizon.net

Membership

Tiffany Leonard, P.O. Box 1535, Moses Lake, WA

98837. (509) 766-2645. arabracer100@yahoo.com

Points

Lori Walker

(425) 258-8132. littleleo@foxinternet.com

Raffle

Carol and Richard Mittie (360) 578-2617

Web Page

Cheryl Conklin, cherylconklin@comcast.net

Junior Advisor

Jessica Anderson

(360) 629-6271 endurancechica@yahoo.com

Ride Manager Representatives

British Columbia:

Terry Boscher* (250) 497-8504 tboscher@telus.net

Washington:

Marilyn Milestone* (360) 887-4258 mmilestone@aol.com

Joe Abreu* (360) 435-0255. jabreu3@aol.com

Idaho:

Pam Haynes* pchaynes@earthlink.net

Oregon

Ona Lawrence* (503) 866-1407. dale4legs@ccwebster.net

Tom Jones* (541)664-0978

Rider Representatives

British Columbia:

Terre O'Brennan* (604) 940-6958 tobytrout@bigfoot.com

Washington

Dory Jackson* (360) 652-6907 brejd@aol.com

Sue Brown* (360) 653-5618 suebrown1@earthlink.net

Guy Cheek* (509) 246-2038. 2cheeks@vib.tv

Idaho:

Diane Dann* (208) 938-5490 tdannirg@cs.com

Oregon:

Mary Nunn* (503) 829-5321 flyingn@molalla.net

Lois Fox* (503) 692-6105 lfox@yahoo.com

Bev Smith* (503)543-6427 ndrnc@aol.com

Junior Rider Rep:

Madeline Smart, (425) 673-0115 madpony@comcast.net

Alternates:

Diane Luternauer – Oregon Ride Manager Rep

Gail Williams – Washington Rider Rep

Betty Keppler – Washington Rider Rep

Paul Latiolais – Oregon Rider Rep

Lianne Cantrall – Oregon Rider Rep

Tony Dann – Idaho Rider Rep

Please send let me know if any above phone numbers and/or email
needs correction karlawatson@verizon.net

